

# RW-16, RW-26, RW-36 BUILT-IN DRAWER WARMERS



RW-16

Wells Built-In Drawer Warmers can keep a variety of foods hot and ready to serve. Their drawers accept all standard 12" x 20" pans up to 6" deep, and are ideal for warming dinner rolls, breads, tortilla chips and more. All Wells warmers come with individual controls on each drawer for temperature and humidity, so food can be hot and crispy or warm and moist.

## Specifications

Overall Dimensions:	Inches	MM
Width	29 1/4	743
Depth	21 1/2	546
Height		
RW-16 series	10 7/8	276
RW-26 series	21	533
RW-36 series	31 1/8	790
Temperature Range:	Fahrenheit	Celsius
RW Series	90° to 210°	32° to 99°
Pre-Heat Time to 175° F:	120V & 240V	208V
RW Series	15 minutes	22 minutes
Typical Capacity:	Dinner Rolls	
Individual drawer	Approx. 8 doz.	
Weights:	Lbs.	KG
RW-16 series:		
Installed	51	23
Shipping	63	29
RW-26 series:		
Installed	96	44
Shipping	120	54
RW-36 series:		
Installed	155	70
Shipping	191	87

## Export

The following models are available for export and meet the standards for CE:

- RW-16EU, 220-240V, 1Ø, 450 watts, 22330
- RW-26EU, 220-240V, 1Ø, 900 watts, 22331
- RW-16HDEU, 220-240V, 1Ø, 450 watts, 22334
- RW-26HDEU, 220-240V, 1Ø, 900 watts, 22335

## Features

- **Individual thermostatic temperature control** on each drawer gives these warmers maximum versatility.
- **Durable stainless steel tracks and bearings** provide for smooth operation.
- **Adjustable front vent** allows for humidity control on each drawer.
- **A stainless steel pan** is provided with each drawer warmer and is capable of holding a standard 12" x 20" pan.
- **Fully insulated** for maximum efficiency.
- **Models with optional built-in thermometer (T)** are NSF approved for potentially hazardous foods.
- **Heavy Duty (HD) models** have reinforced construction and are recommended for use with heavier products such as potatoes.
- **The RW series Drawer Warmers** are Underwriters Laboratories, Inc. LISTED and meet the NSF International standards.
- **A one-year warranty** against defects covers parts and labor.

## Accessories / Options

**Humitrol Rack**, stainless steel, one per drawer, non-splash, 20624

**Optional Thermometer (T)**, for individual drawers, contact factory

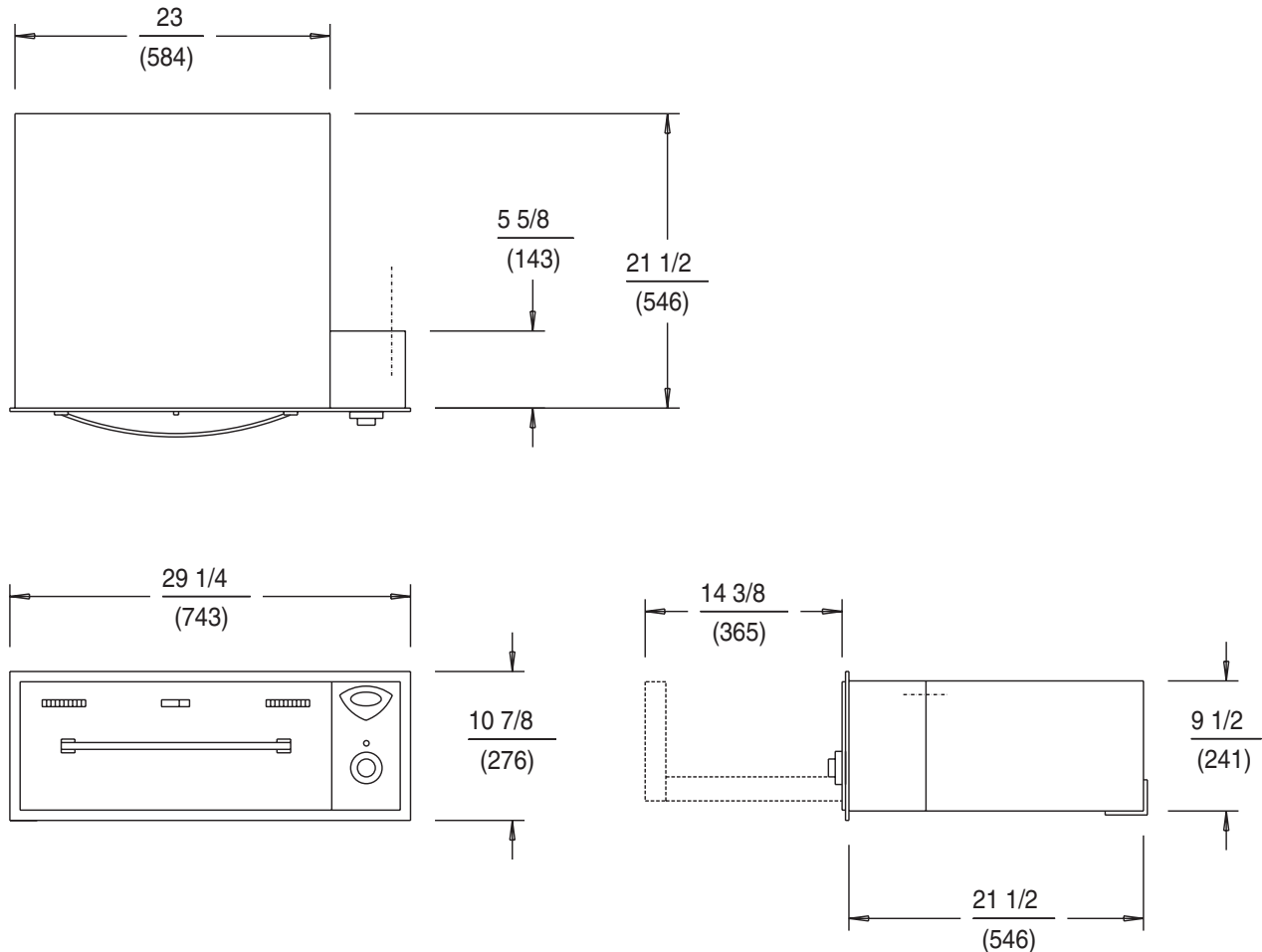




# **MODEL RW-16 BUILT-IN DRAWER WARMERS**

## **DIMENSIONS:**

INCH  
(MM)



## **RW-16 ELECTRICAL SPECIFICATIONS:**

MODELS	VOLTS	WATTS	AMPS	PHASE	POWER SUPPLY CORD
RW-16	120	450	3.8	SINGLE	NONE
RW-16	208	338	1.6	SINGLE	NONE
RW-16	240	450	1.9	SINGLE	NONE
RW-16EU	220-240	450	1.9	1N	NONE

Denotes export (EU) products

All models with a 'T' or 'HD' suffix have the same electrical specifications as the standard units.

NOTE: Specifications are subject to change without notice. See installation instructions prior to installing. This document is not for installation purposes.

WELLS MANUFACTURING COMPANY

2 ERIK CIRCLE, PO BOX 280, VERDI, NV 89439 U.S.A. • USA PHONE: (775) 689-5700 • FAX: (775) 689-5972

FOR ORDERS ONLY: (888) 356-5362 • FAX: (800) 356-5142 • [www.wellsbloomfield.com](http://www.wellsbloomfield.com)

©2001 WELLS MANUFACTURING • PRINTED IN THE U.S.A. • 04/01 • REV(J) • PART NO. 37119




 LISTED  
E6070


STD.4

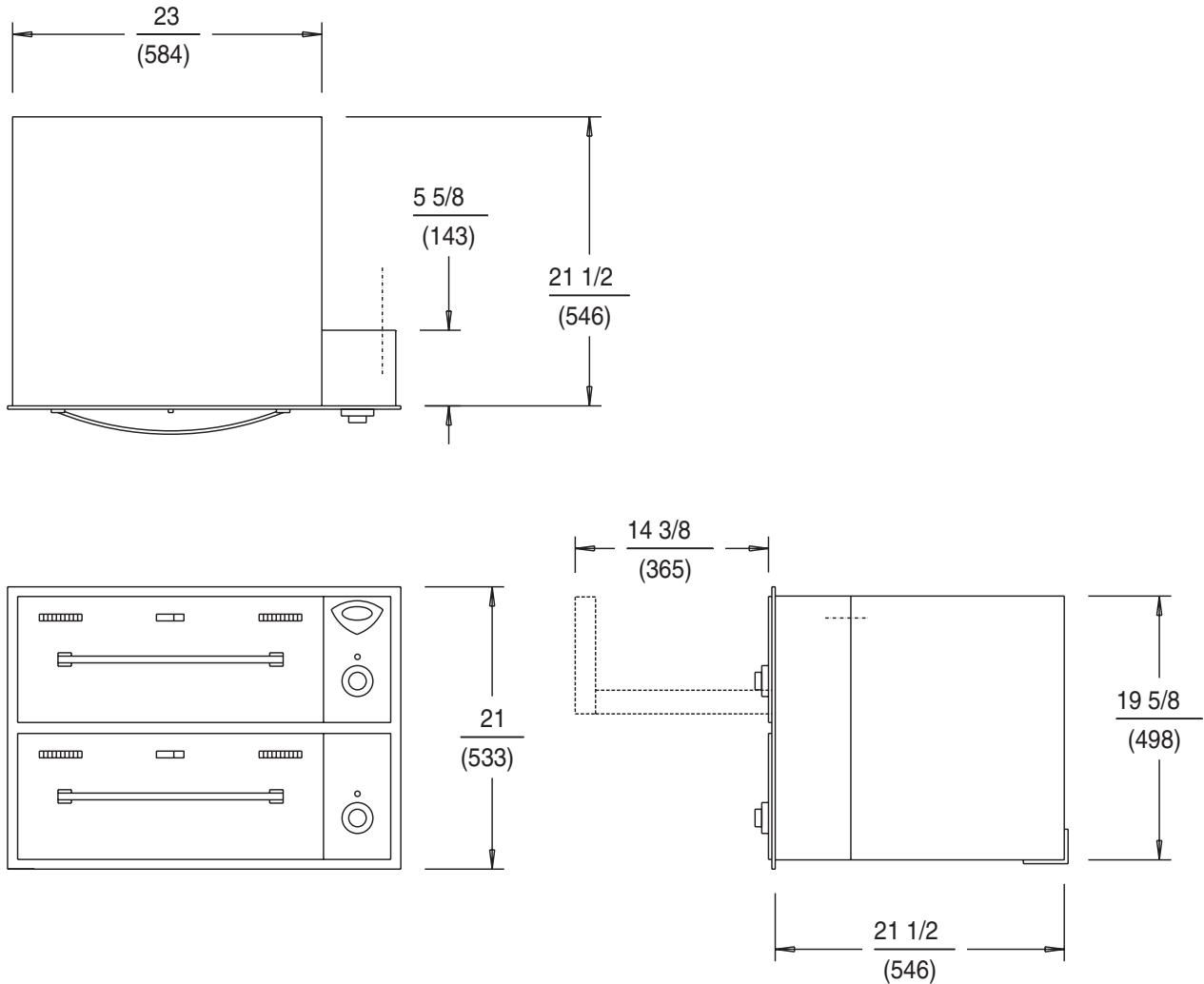


E6070


 EXPORT  
MODELS  
ONLY

# **MODEL RW-26 BUILT-IN DRAWER WARMERS**

## **DIMENSIONS:**

 $\frac{\text{INCH}}{(\text{MM})}$ 


## **RW-26 ELECTRICAL SPECIFICATIONS:**

MODELS	VOLTS	WATTS	AMPS	PHASE	POWER SUPPLY CORD
RW-26	120	900	7.5	SINGLE	NONE
RW-26	208	676	3.3	SINGLE	NONE
RW-26	240	900	3.8	SINGLE	NONE
RW-26EU	220-240	900	3.8	1N	NONE

Denotes export (EU) products

All models with a 'T' or 'HD' suffix have the same electrical specifications as the standard units.

NOTE: Specifications are subject to change without notice. See installation instructions prior to installing. This document is not for installation purposes.

WELLS MANUFACTURING COMPANY

2 ERIK CIRCLE, PO BOX 280, VERDI, NV 89439 U.S.A. • USA PHONE: (775) 689-5700 • FAX: (775) 689-5972

FOR ORDERS ONLY: (888) 356-5362 • FAX: (800) 356-5142 • [www.wellsbloomfield.com](http://www.wellsbloomfield.com)

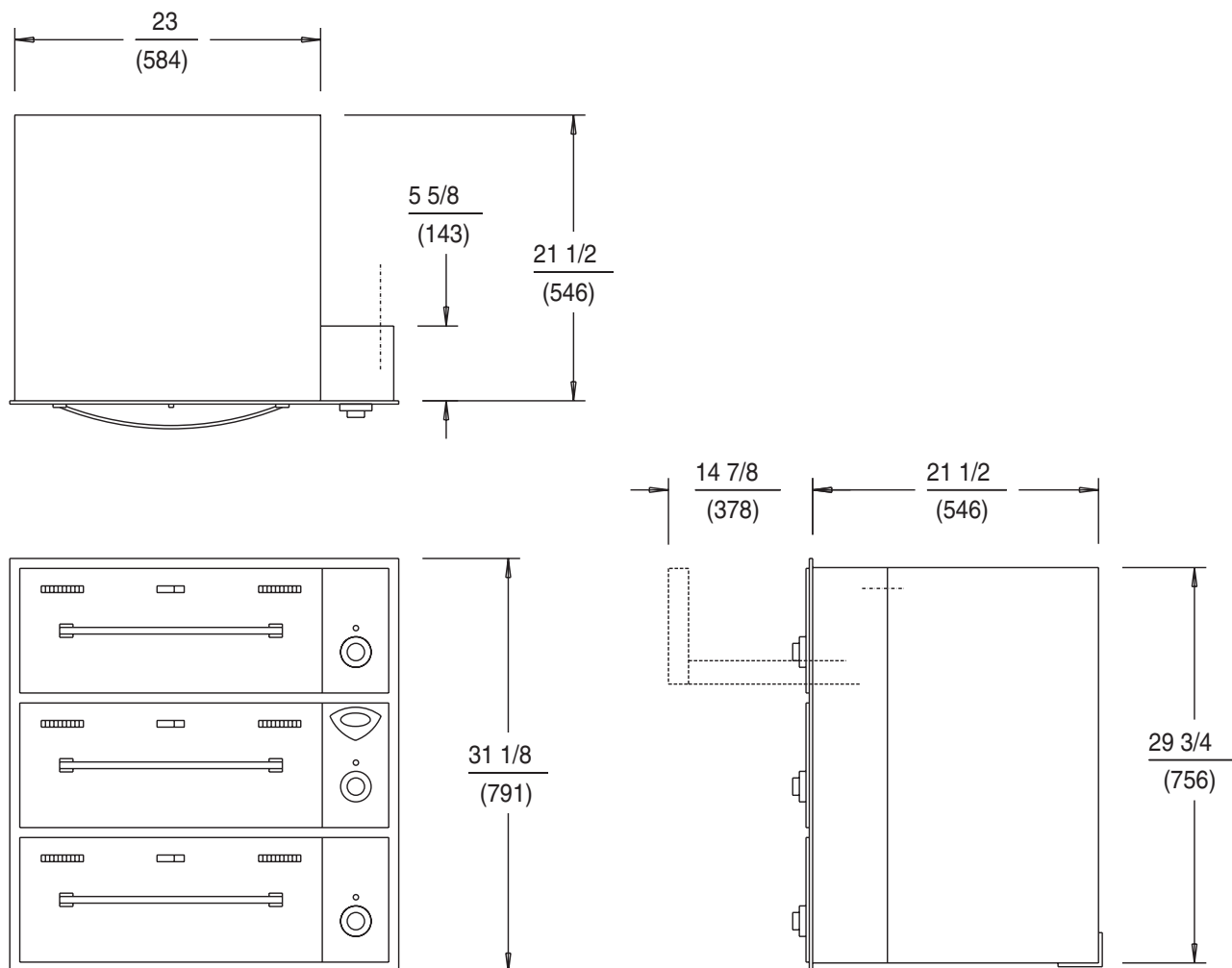
©2001 WELLS MANUFACTURING • PRINTED IN THE U.S.A. • 04/01 • REV(J) • PART NO. 37119





# **MODEL RW-36 BUILT-IN DRAWER WARMERS**

## **DIMENSIONS:**      $\frac{\text{INCH}}{(\text{MM})}$



## **RW-36 ELECTRICAL SPECIFICATIONS:**

MODELS	VOLTS	WATTS	AMPS	PHASE	POWER SUPPLY CORD
RW-36	120	1350	11.3	SINGLE	NONE
RW-36	208	1014	4.9	SINGLE	NONE
RW-36	240	1350	5.6	SINGLE	NONE

All models with a 'T' or 'HD' suffix have the same electrical specifications as the standard units.

NOTE: Specifications are subject to change without notice. See installation instructions prior to installing the unit. This document is not for installation purposes. Units are shipped three phase and are field convertible to single phase.

