

CHEF BASE (TWO DRAWER) Side Mounted Condensing Unit

Project Name: _____

Project Location: _____

Model #: _____ Quantity: _____

Available Warehouse: _____

ECB Series Model: ECB52-60D2



Refrigeration System

- Side mounted, self-contained and fully detachable Blizzard R290 condensing unit uses environmentally friendly, EPA-compliant R290 refrigerant with zero (0) Ozone Depletion Potential (ODP) and three (3) Global Warming Potential (GWP). Blizzard R290 is easily replaceable and requires no on-site brazing.
- Electronically commutated (ECM) fan motors achieve rapid cooling with less energy consumption.
- Full-length air duct system ensures optimal circulation of cold air.
- Time-initiated and temperature-terminated auto defrost cycle for seamless operation.
- Large capacity, corrosion-resistant condenser and evaporator coils.
- Self-maintaining, energy-efficient condensate drain pan requires no external drains or electric heaters.
- High performance, auto-reverse condenser fan motor supports compressor ventilation and condenser coil cleaning. Refer to owner's manual for full maintenance instructions.
- Pressure relief devices allow smooth access to cabinet interior when re-opening drawers.
- Pre-wired and ready to plug, 115V/60Hz/1Ph, NEMA 5-15P.

Cabinet Construction

- Heavy duty stainless steel interior / exterior with rounded corners for a hazard-free workspace.
- Galvanized steel bottom and rear.
- 2.5" thick high density polyurethane insulation.
- 16-gauge stainless steel worktop is built with unique air chamber and vents that channel heat produced by mounted cooking equipment away from the unit. Additional layer of high grade insulation material withstands extreme heat. These features prevent the worktop from heat-induced warping, keep the cabinet cold and reduce overall energy costs.
- Thick gauge stainless steel corner guards keep mounted cooking equipment from sliding off the worktop.
- Heavy duty stainless steel grips provide secure maneuverability for the unit.
- 12-gauge metal caster brackets support additional weight of mounted cooking equipment.
- Four 5" swivel casters with locks on front set and two front leg stabilizers.

Recommended Operating Conditions

- A minimum clearance of 6" is required between the cooking equipment's heating element and the Chef Base worktop.

Drawers


- Heavy duty stainless steel interior / exterior.
- 2.5" thick high density polyurethane insulation.
- Thick gauge, stainless steel drawer frames with low-friction ball bearings.
- Snap-in, heat resistant, magnetic drawer gaskets make cleaning and replacement an easy process.
- High strength, recessed drawer handles.
- NSF certified polycarbonate 4" deep pans (refer to the website for pan configurations).

Temperature Control

- Multi-function digital controller with easy to read LED display.
- Factory preset temperature, 35°F. Temperature setting range from 33°F to 54°F.
- Audible overheat protection alarm for compressor and condenser coil.

Options

- 3" swivel casters with locks.
- 3.5" – 6" height-adjustable and interchangeable legs.

 **Operating temperature range is 33°F ~ 54°F**



**5 YEAR Compressor
3 YEAR Parts & Labor**



Please visit our website for updated Energy Efficiency information

Ref/ Frz/Dual	Drawers	Max Weight Support (LBS)	# of Pans	Refrigerant	HP	Power V-Hz-Ph	Amps	Crated Weight	Exterior Dimensions		
									L	D	H*
REF	2	717	1x6	R-290	1/4+	115-60-1	3.5	342 lbs (155kg)	60" (1524mm)	32.125" (816mm)	20" (508mm)

(†)Based on evaporating temperature of 23°F (-5°C) & condensing temperature of 131°F (55°C). (P) Product capacity is calculated based on standard industry figures. (*) Reference plan view for clarification on caster/unit height. If dimensions and capacity are critical, please contact Everest Refrigeration. Blizzard R290 replacement is at the sole discretion of Everest Refrigeration. Specifications subject to change without notice.

CHEF BASE (TWO DRAWER)

Side Mounted Condensing Unit

ECB Series Model: ECB52-60D2


DIMENSIONAL DATA

External Dimensions	L	60" (1524mm)
	D	32.125" (816mm)
	H*	20" (508mm)
Crated Weight		342 lbs. (155kg)
Doors/Drawers/Lids		2
Max Weight Support (LBS)		717

STORAGE DATA

Net Capacity Cu. Ft. [†]	
Shelves	-
Barrels	-
20 oz. Bottles	-
12 oz. Bottles	-
12 oz. Cans	-
8" Mugs	-
# of Pans (Top)	-
# of Pans (Drawer)	1x6
Dividers	-
Trays	-

ELECTRICAL DATA

Voltage	115-60-1
Full Load Amperage	3.5
Feed Wires with Ground	3
Cord Length	9ft
NEMA Plug Type	 NEMA 5-15P

REFRIGERATION DATA

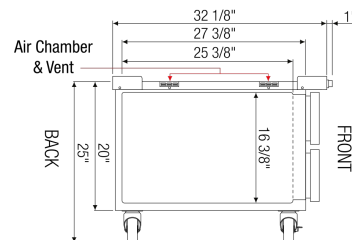
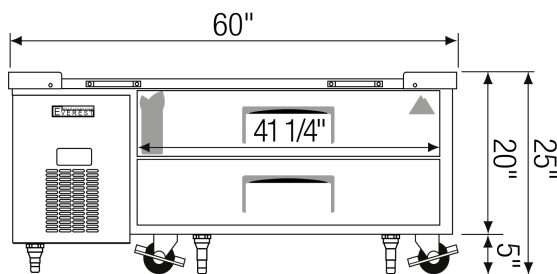
Compressor Mounting	Side
Refrigerant	R-290
Compressor HP	1/4+
BTU/HR [†]	1926

KEY

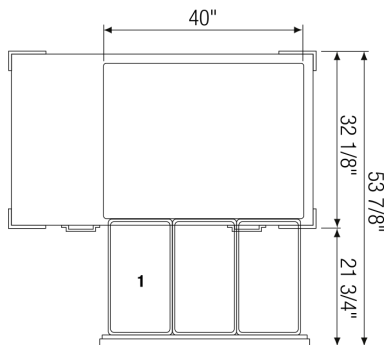
R	Refrigerator	D	Door
REF	Refrigerator	L	Lid
F	Freezer	H	Half Door
FRZ	Freezer	FD	Full Door
DUAL	REF/FRZ Combo	SD	Solid Door
DR	Drawer	GD	Glass Door

	Elevation	Right	Plan	3D	Back

PLAN VIEW

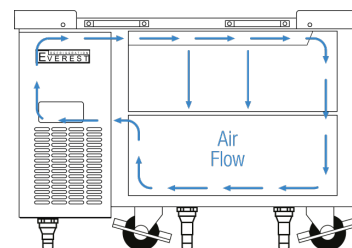


FRONT



TOP

SIDE



AIRFLOW

ACCESSORIES & OPTIONS

Part Number	Description
AJL03-00	Interchangeable Leg for Caster
CASA3-01	3" Overall Height Caster Assembly - (2) Front (2) Rear

([†]) Based on evaporating temperature of 23°F (-5°C) & condensing temperature of 131°F (55°C). ([‡]) Product capacity is calculated based on standard industry figures. (*) Reference plan view for clarification on caster/unit height. If dimensions and capacity are critical, please contact Everest Refrigeration. Blizzard R290 replacement is at the sole discretion of Everest Refrigeration. Specifications subject to change without notice.