



Champion Series Electric Hot Plate Countertop

PRODUCT:

Models ☐ EHPi-208V ☐ EHPi-240V ☐ SEHPi-208V ☐ SEHPi-240V
QUANTITY: ITEM:

Designed Smart

Compact Design With High Output

- Fits in tight counter space
- Reaches boiling temperatures fast

Saves Time and Clean-up Labor Cost

- Available in a style that fits your operations
- High output coil loops
- Solid Plate burners
- Easy to service with easy to open front panel
- Maintenance is easier with bottom-mounted grease collection pan and removable top grates
- Improved infinite control design gives operators maximum ability to control temperature and higher reliability



Model EHPi Electric Hot Plate

APW Wyott Design Features

- Heavy-duty stainless steel construction
- Dual 8" (20cm) coil loops
- 4" (10cm) adjustable legs
- Hinged front panel with quick-release screws for easy service access
- Dual infinite controls with indicator lights (one for each coil)
- Removable chrome-plated drip pans under each heating coil

Options & Accessories

- Solid Plate Burners

Reliability backed by APW Wyott's Warranty

All APW Wyott Cooking Equipment is backed by our 2-year parts and labor warranty.

Certified by the following agencies:



*Warranty does not include rock grates, cooking grates, burners shields or fireboxes.

See reverse side for product specifications.



APW Wyott Foodservice Equipment Company
1307 N. Watters Rd.; Suite 180 | Allen, Texas 75013 | 800.527.2100 (Fax) 214.565.0976
www.apwwyott.com | info@apwwyott.com

revised060113cp



Champion Series Electric Hot Plate Countertop

PRODUCT:

Models ☐ EHPI-208V ☐ EHPI-240V ☐ SEHPI-208V ☐ SEHPI-240V
QUANTITY: ITEM:

PRODUCT SPECIFICATIONS

Construction:

Heavy-duty stainless steel. Chrome-plated drop pans, legs, solid plate burner.

Electrical Specifications:

Coil Top

EHPI-208: 208V, 4000W, 19.3 Amps
(17.5 @ 3 PH) 1/3 PH;
Rear panel terminal block access

EHPI-240: 240V, 4000W, 16.7 Amps
(15.2 @ 3 PH) 1/3 PH;
Rear panel terminal block access

Solid Top

SEHPI-208" 208V, 4800W, 23.1 Amps
(17.5 @ 3 PH) 1/3 PH;
Rear panel terminal block access

SEHPI-240: 240V, 4000W, 16.7 Amps
(15.2 @ 3 PH) 1/3 PH;
Rear panel terminal block access

Specify wattage and voltage when ordering

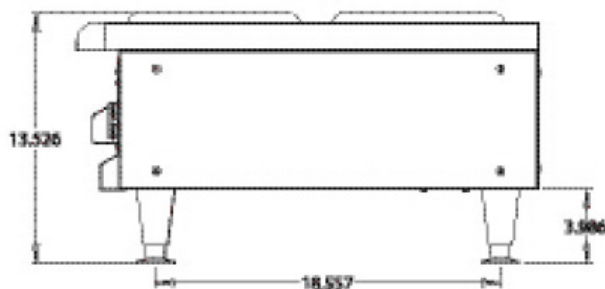
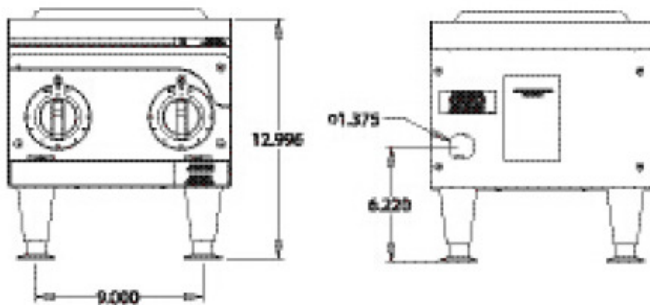
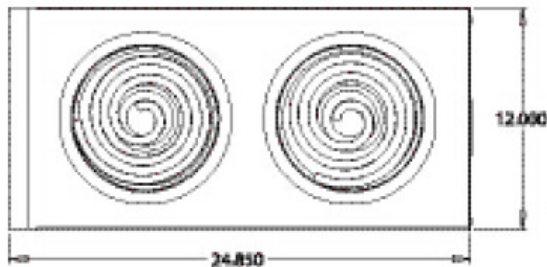
Overall Dimensions:

13.65"H x 12" W x 24 3/4" D
(34.3cm x 30.48cm x 63cm)

Shipping:

EHPI: 36 lbs. (16.3kg)
SEHPI: 46 lbs. (20.9kg)

FOB: Cheyenne, WY



*APW Wyott reserves the right to modify specifications or discontinue models without incurring obligation.



APW Wyott Foodservice Equipment Company
1307 N. Watters Rd.; Suite 180 | Allen, Texas 75013 | 800.527.2100 (Fax) 214.565.0976
www.apwwyott.com | info@apwwyott.com

revised060113cp