



# BEVERAGE-AIR

|                 |            |
|-----------------|------------|
| Project: _____  | AIA# _____ |
| Item: _____     |            |
| Location: _____ | SIS# _____ |
| Approved: _____ |            |

## SPE ELITE SERIES FOOD PREPARATION TABLES

### SPE60HC Mega Top Sandwich Prep Table

### Hydrocarbon Series

**MODELS:**  
**SPE60HC-24M**



**SPE60HC-24M**

**3 Year Parts/Labor Warranty**  
**Additional 2 Year Compressor Warranty**

### CABINET CONSTRUCTION

- Stainless steel front, sides, top, door and grille (*galvanized back & bottom*)
- Interior liner is made of corrosion resistant aluminum
- Removable hoods and insulated lid assemblies are made of matching stainless steel
- Full electronic control
- Self-closing doors with 120° Stay-open feature, on cartridge style hinges
- Field-reversible doors with snap-in door gaskets
- Painted aluminum door handles
- 6" Casters, 2 with brakes standard
- 10" Wide cutting board constructed of white polyethylene plastic
- Cutting board removable for cleaning
- Two epoxy-coated steel wire shelves per section standard
- Pans furnished are 4" deep constructed of polycarbonate plastic
- Enhanced airflow maintains product temperature between 36°-38°F

### OPTIONS & ACCESSORIES

- ☐ Stainless steel interior option
- ☐ Stainless steel back
- ☐ Overshelves (single or double)
- ☐ Drawers or combination models
- ☐ Crumb catcher
- ☐ Modified pan openings
- ☐ Solid door with locks
- ☐ 6" Legs
- ☐ 3" Casters
- ☐ Low profile casters
- ☐ Richlite cutting board
- ☐ Night cover

### REFRIGERATION SYSTEM

- Refrigeration system uses R290 refrigerant to comply with all environmental concerns
- Recirculated, forced air from evaporator is moved under pans, which are recessed 2" from top of cabinet
- Automatic, non-electric evaporator
- System is serviceable from rear
- Epoxy coated evaporator coil



3779 Champion Blvd., Winston-Salem, NC 27105  
1-888-845-9800 Fax: 1-336-245-6453  
Beverage-Air.com sales@bevair.com

**SPE60HC Elite Series Sandwich Prep: Mega Top Series**



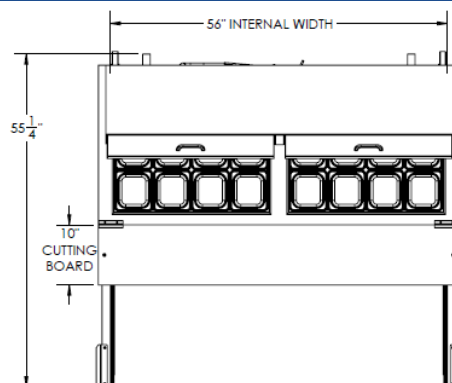
# BEVERAGE-AIR

| MODEL                                     | SPE60HC-24M                        |
|---|------------------------------------|
| <b>EXTERNAL DIMENSIONAL DATA</b>          |                                    |
| Width Overall                             | 60"                                |
| Depth Overall with Cutting Board & Bumper | 38 3/8"                            |
| Height Overall with 6" Casters            | 49"                                |
| Number of Doors                           | 2                                  |
| Depth with Door Open 90 °                 | 55 1/4"                            |
| Clear Door Opening (in)                   | 22 5/8" x 21 5/8"                  |
| Depth, Cutting Board                      | 10"                                |
| Shelf Area (sq. in.)                      | Upper 439 21/64"<br>Lower 386 1/8" |
| <b>INTERNAL DIMENSIONAL DATA</b>          |                                    |
| NET Capacity (cubic ft.)                  | 17.1                               |
| Internal Width Overall (in)               | 56"                                |
| Internal Depth Overall (in)               | 23 3/8"                            |
| Internal Depth Useable (in)               | Upper 18 1/2"<br>Lower 15 3/8"     |
| Internal Height Overall (in)              | 23"                                |
| Internal Height Useable (in)              | 17 3/4"                            |
| Number of Shelves                         | 4                                  |
| Number of Pans                            | (24) 1/6                           |
| <b>ELECTRICAL DATA</b>                    |                                    |
| Full Load Amperes 115/60/1                | 5.4                                |
| <b>REFRIGERATION DATA</b>                 |                                    |
| Horsepower                                | 1/3                                |
| Capacity (BTU/Hr)*                        | 1549                               |
| <b>WEIGHT DATA</b>                        |                                    |
| Gross Weight (Crated lbs)                 | 392 lbs                            |
| Height - Crated                           | 48"                                |
| Width - Crated                            | 62"                                |
| Depth - Crated                            | 38"                                |

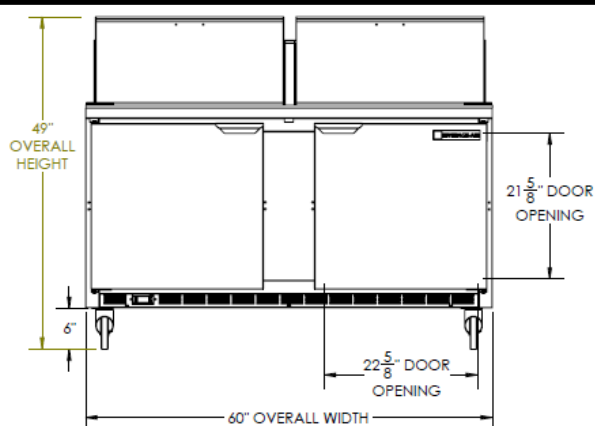
## Food Preparation Table — Mega Top

Models: SPE60HC-24M

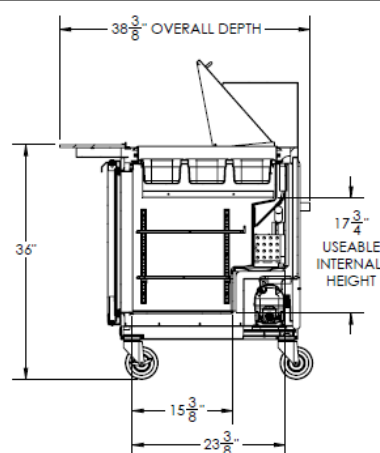
### Model Views



Plan View



Elevation View



Side View

### ELECTRICAL CONNECTION



115/60/1  
NEMA-5-15P

Units pre-wired at factory and include 8' long cord and plug set.



an Ali Group Company



The Spirit of Excellence

3779 Champion Blvd., Winston-Salem, NC 27105  
1-888-845-9800 Fax: 1-336-245-6453  
Beverage-Air.com sales@bevair.com

Rev 10/18