

BLUELAA



GRIDDLE BLGM48-24D

PRODUCT DESCRIPTION



-  30,000 BTU per Burner with Ever-Ready Pilots.
-  30,000 BTU Burners per 12" section with standby pilots.
-  3/4" Stainless Steel Griddle Plate .
-  Adjustable, stainless steel legs standard.
-  Griddles set up as NG standard. LP conversion kits are included with each Griddle.
-  Full length seamless drip pan, easy to remove and clean.
-  High Quality Stainless Steel Construction



MODEL#	DIMENSION		
	Width	Depth	Height
BLGM48-24D	48 in	33 1/2 in	15 1/4 in

* All measures are presented in Inches

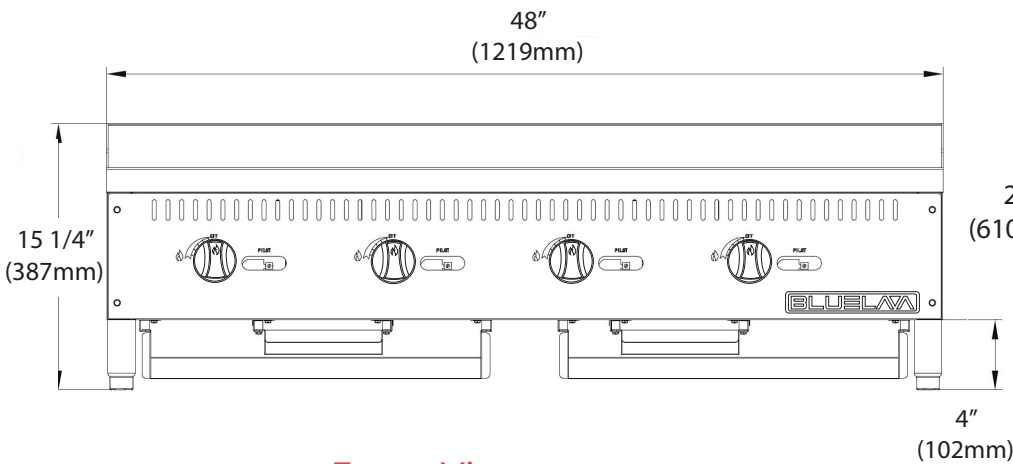


223 W. Rosecrans Ave. Gardena, CA 90248
T : 310.808.0102
F: 310.808.0242

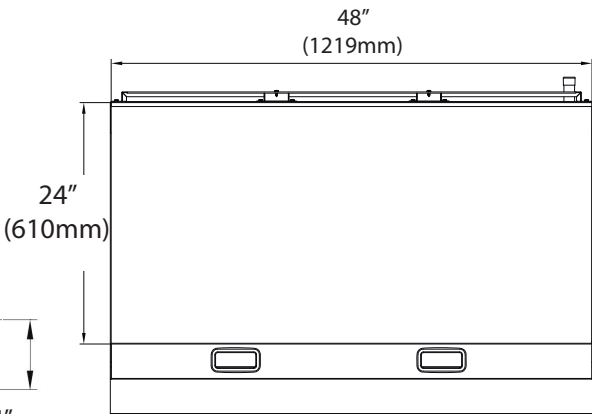
9 W. Shelton Terrace #A Hillside, NJ 07025
T : 908.688.0970
F : 908.688.8143

DETAILS & SPECIFICATIONS

GRIDDLE BLGM48-24D

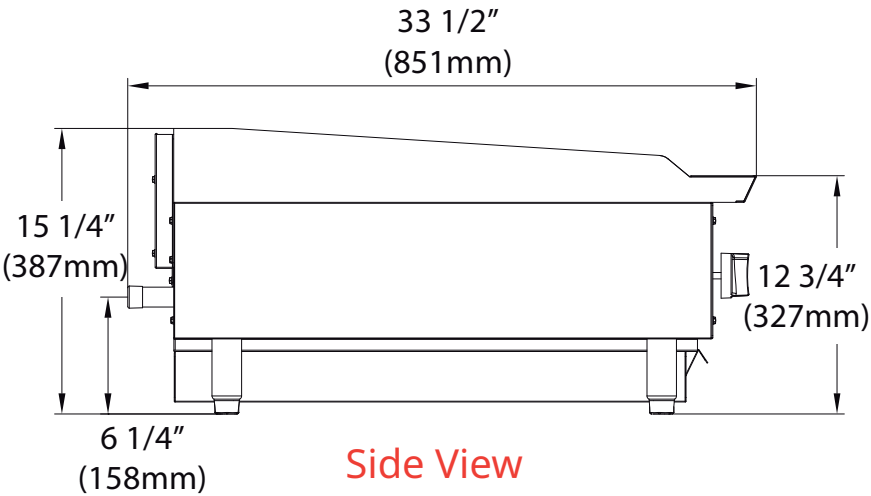


Front View



Top View

BLGM48-24D	
GAS	NG/Propane
WORK AREA	47.86" x 24.02"
BURNERS	4
BTU/H PER BUNER	30,000
TOTAL BTU	120,000
GAS PRESSURE	NG: 4 "WC Propane: 10 "WC
NOZZLE	NG: 37# Propane: 51#
CONTAINER FITMENT	110



Side View

Model	Packaging Dimensions (inches)			Net Weight (lbs)	Ship Weight (lbs)
	W	D	H		
BLGM48-24D	50 1/4"	36 1/4"	20 1/2"	516	556